

Bestway

WATERSPORTS 2022

WATERSPORTS

2022 CATALOG



Bestway

[f](#) [@](#) [v](#) www.bestwaycorp.com

SHANGHAI

Bestway Inflatables & Material Corp.
No. 208 Jin Yuan Wu Road,
Shanghai, 201812, China
Tel: 86 21 6913 5588
E-mail: info@bestwaycorp.com

HONG KONG

Bestway (Hong Kong) International Ltd.
Suite 713, 7/Floor, East Wing,
Tsim Sha Tsui Centre,
66 Mody Road, Kowloon, Hong Kong
Tel: 852 2997 7169
E-mail: info@bestwaycorp.hk

U.S.A.

Bestway (USA) Inc.
3411 E. Harbour Drive, Phoenix, Arizona
85034, United States of America
Tel: 1 480 838 3888
E-mail: info@bestwaycorp.us

EUROPE

Bestway (Europe) S.r.l.
Via Resistenza, 5
20098 San Giuliano M.se (MI), Italy
Tel: 39 02 9884 881
E-mail: info@bestwaycorp.eu

EASTERN EUROPE

Bestway Eastern Europe Sp. z o.o.
Ul. Ekologiczna 24
05-080 Klądyn Poland
Tel: 48 22 60 22 508
E-mail: info@bestwaycorp.pl

LATIN AMERICA

Bestway Central & South America Ltda
Salar Ascotan 1282, Parque Enea,
Pudahuel, Santiago, Chile
Tel: 562 3203 6438
E-mail: info@bestwaycorp.lat

BRAZIL

Bestway Brazil
Av Cerro Azul, 2783 Maringá - PR - Brazil
Zip Code: 87010-055
Tel: 55 44 3046 2950 / 0800 001 8400
E-mail: info@bestwaycorp.com.br

AUSTRALIA

Bestway Australia Pty Limited
Unit 2/98-104 Carnarvon St
Silverwater, NSW 2128, Australia
Tel: 61 2 9037 1388
E-mail: info@bestwaycorp.com.au

FRANCE

Bestway France Sarl
1681 route des Dolines
- Les Taissounières - Belem
06560 VALBONNE
Tel: 33 4 97 04 92 99
E-mail: info@bestwaycorp.fr

GERMANY

Bestway Deutschland GmbH
Parkstraße 11
24534 Neumünster, Germany
Tel: 49 4321 555 05 - 0
E-mail: info@bestwaycorp.de

Bestway

Bestway



2022 | CATALOG COLLECTION

OUR VISION MISSION

We create fun, lasting experiences for everyone in the world through the products and services we provide.

Happiness — Happy Consumers, Happy Employees, Happy World



JIANGSU

HAIAN

NANTONG

SHANGHAI

VIETNAM



Vertically integrated



Customer focused



Innovative



Sustainable



Consumer driven

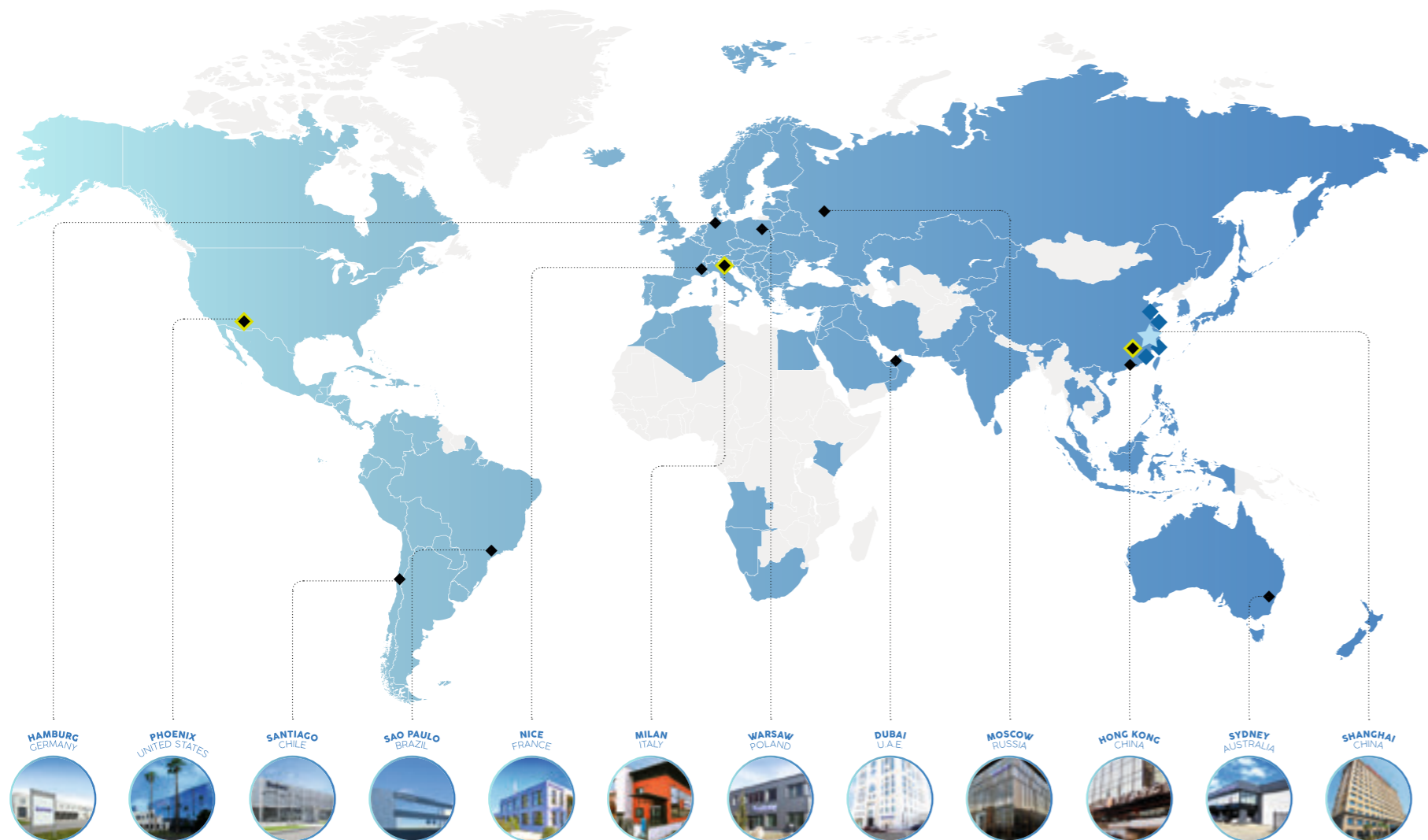


Fully owned production facilities

HKEX
香港交易所

Public stock exchange

BESTWAY WORLD



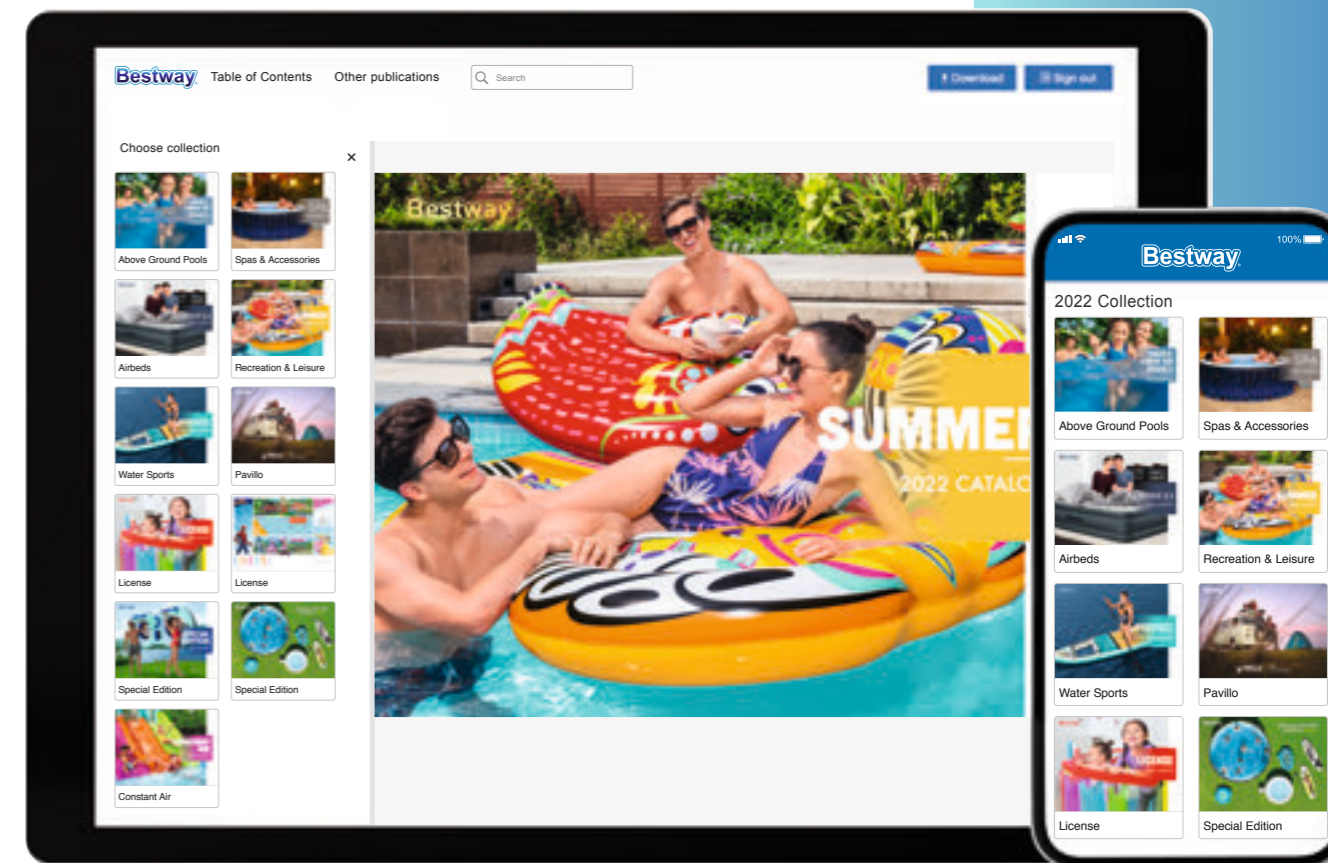
THE BESTWAY® CATALOG APP

Easily access all of our Bestway® catalogs while on the go with our brand new app. Download to see the conveniently portable, digital versions of our catalogs!

VIEW THE LATEST CATALOGS

QUICKLY FLIP THROUGH AND FIND ANY PRODUCT

REVIEW PRODUCT DETAILS AND PHOTOS



Contents

FLOATS 08

BOARDS 24

BOATS 56

ACCESSORIES 100

INDEX 111





Life's Better On the Lake

FLOATS

From one-seaters to giant islands, the Hydro-Force™ line of floats was made for fun in the sun with family and friends. Whether it's the pool, river or beach, these products promise a great time. Made with a thicker material, this collection offers top-notch durability. With added accessories like built-in backrests, cup holders and storage buckets, Hydro-Force floats will make sure the party never ends!

FLOATS *Matrix*




Color Shield™ protective layer prevents the color printing from transferring onto skin when wet. Plus, it also keeps the colors bright and vibrant for use summer after summer!
Items included:
Lounges & Islands where the printing area is large enough for the consumers to be in contact with.

Planogram STORE DISPLAY



	RAPID RIDER™ TUBE 43116/E	RAPID RIDER™ II TUBE 43113/E	ALPINE COOLER TUBE 43398/E	GLACIAL SPORT COOLER 43191/E	SPLASH GUARD WATERPROOF PHONE CASE 62195/E	INDIGO WAVE™ LOUNGE 43533/E	INDIGO WAVE™ DOUBLE LOUNGE 43534/E	SOL VENTURE™ MESH LOUNGE 43540/E
INFLATED SIZE	48 IN. X 48 IN. X 19 IN. / 1.22 M X 1.22 M X 48.5 CM	94.5 IN. X 48 IN. X 19.5 IN. / 2.40 M X 1.22 M X 50 CM	62.5 IN. X 49.5 IN. X 21 IN. / 1.59 M X 1.26 M X 53 CM	34.5 IN. X 26 IN. X 20 IN. / 88 CM X 67 CM X 52 CM	9.1 IN. X 4.9 IN. / 23.3 CM X 12.5 CM	72 IN. X 38 IN. X 21 IN. / 1.83 M X 97 CM X 53.5 CM	72 IN. X 69 IN. X 22 IN. / 1.83 M X 1.76 M X 56 CM	74 IN. X 43 IN. X 18 IN. / 1.88 M X 1.09 M X 46 CM
WEIGHT CAPACITY	198 LBS (90 KG)	397 LBS (180 KG)	198 LBS (90 KG)	/	/	198 LBS (90 KG)	397 LBS (180 KG)	198 LBS (90 KG)
PASSENGERS	1	2	1	/	/	1	2	1
	PG. 12	PG. 12	PG. 13	PG. 13	PG. 13	PG. 14	PG. 14	PG. 15
	SUN SOAKER™ FLOATING PLATFORM 43542/E	X3 ISLAND 43111/E	KICK BACK ISLAND 43522/E	LAZY DAYZ™ ISLAND 43536/E	SUNNY LOUNGE ISLAND 43407/E	TROPICAL BREEZE ISLAND 43105/E		
INFLATED SIZE	106 IN. X 72 IN. X 10 IN. / 2.69 M X 1.83 M X 25.5 CM	6 FT. 3 IN. X 68 IN. X 16 IN. / 1.91 M X 1.73 M X 41 CM	9 FT. X 8 FT. 4 IN. X 25.5 IN. / 2.75 M X 2.55 M X 65 CM	7 FT. 10 IN. X 7 FT. 10 IN. X 25 IN. / 2.39 M X 2.39 M X 63.5 CM	9 FT. 6 IN. X 8 FT. 8 IN. X 33 IN. / 2.91 M X 2.65 M X 83 CM	12 FT. 3 IN. X 8 FT. 8 IN. X 28.5 IN. / 3.73 M X 2.64 M X 73 CM		
WEIGHT CAPACITY	794 LBS (360 KG)	595 LBS (270 KG)	992 LBS (450 KG)	794 LBS (360 KG)	992 LBS (450 KG)	1190 LBS (540 KG)		
PASSENGERS	4	3	5	4	5	6		
	PG. 16	PG. 17	PG. 18	PG. 19	PG. 20-21	PG. 22-23		



ACTUAL IN-STORE DISPLAYS MAY VARY.

Rapid Rider™ SERIES



RAPID RIDER™ TUBE

43116/E

INFLATED SIZE: 48 IN. X 48 IN. X 19 IN. / 1.22 M X 1.22 M X 48.5 CM
DEFLATED SIZE: 53 IN. / 1.35 M DIAMETER

FEATURES

- Inflata-Shield™ material resists puncture, limits stretching and enhances grip
- Premium construction with backrest
- Cool mesh bottom
- 2 cup holders
- Wraparound grab rope for safety and docking
- Heavy-duty handles
- Interlocking quick release valves

CONTENTS

- 1 tube
- Repair patch

SPECIFICATIONS

WEIGHT CAPACITY	198 LBS (90 KG)
PASSENGERS	1
CASE PACK	4 PCS
LB. (KG)	20.1 LBS (9.1 KG)
PACKAGING	FULL COLOR BOX



RAPID RIDER™ II TUBE

43113/E

INFLATED SIZE: 94.5 IN. X 48 IN. X 19.5 IN. / 2.40 M X 1.22 M X 50 CM
DEFLATED SIZE: 99 IN. X 52 IN. / 2.51 M X 1.32 M

FEATURES

- Inflata-Shield™ material resists puncture, limits stretching and enhances grip
- Premium construction with backrest
- Pliable mesh bottom
- 2 cup holders
- Built-in inflatable cooler
- Built-in storage compartment
- Wraparound grab rope for safety and docking
- Heavy-duty handles
- Interlocking quick release valves

CONTENTS

- 1 double tube
- Repair patch

SPECIFICATIONS

WEIGHT CAPACITY	397 LBS (180 KG)
PASSENGERS	2
CASE PACK	2 PCS
LB. (KG)	23.7 LBS (10.7 KG)
PACKAGING	FULL COLOR BOX

ALPINE COOLER TUBE

43398/E

INFLATED SIZE: 62.5 IN. X 49.5 IN. X 21 IN. / 1.59 M X 1.26 M X 53 CM
DEFLATED SIZE: 66.5 IN. X 54 IN. / 1.69 M X 1.37 M

FEATURES

- Inflata-Shield™ material resists puncture, limits stretching and enhances grip
- Cool mesh bottom
- Premium construction with backrest
- 1 cup holder
- 1 removable insulated cooler bag
- Wraparound grab rope with built-in grommets
- 2 heavy-duty handles

CONTENTS

- 1 tube
- 1 cooler bag
- Repair patch

SPECIFICATIONS

WEIGHT CAPACITY	198 LBS (90 KG)
PASSENGERS	1
CASE PACK	4 PCS
LB. (KG)	24.4 LBS (11.1 KG)
PACKAGING	FULL COLOR BOX



1. Wraparound grab rope
2. Premium backrest
3. Heavy-duty handles

4. Insulated cooler bag
5. Cool mesh bottom
6. Cup holder

GLACIAL SPORT COOLER

43191/E

INFLATED SIZE: 34.5 IN. X 26 IN. X 20 IN. / 88 CM X 67 CM X 52 CM
DEFLATED SIZE: 34.5 IN. X 30 IN. / 88 CM X 77 CM

FEATURES

- 9.43 gal. (35.7 L) insulated cooler
- Inflata-Shield™ thicker material resists puncture, limits stretching and enhances grip
- 4 cup holders
- Heavy-duty handles

CONTENTS

- 1 cooler
- Repair patch

SPECIFICATIONS

CASE PACK	8 PCS
LB. (KG)	25.0 LBS (11.3 KG)
PACKAGING	FULL COLOR BOX



SPLASH GUARD WATERPROOF PHONE CASE

62195/E

SIZE: 9.1 IN. X 4.9 IN. / 23.3 CM X 12.5 CM

FEATURES

- 100 ft. (30 m) certified waterproof
- Touch-sensitivity provides the ability take photos and video underwater
- Floats in water
- Secure locking top keeps phone dry during any type of outdoor activity

SPECIFICATIONS

CAPACITY	7 IN. (17.75 CM) CELL PHONE
CASE PACK	24 PCS
LB. (KG)	5.4 LBS (2.5 KG)
PACKAGING	FULL COLOR BOX

CONTENTS

- 1 phone case
- 1 lanyard



NEW

Indigo Wave™ LOUNGE

43533/E

INFLATED SIZE

72 IN. X 38 IN. X 21 IN. /
1.83 M X 97 CM X 53.5 CM

DEFLATED SIZE

75 IN. X 42 IN. /
1.91 M X 1.07 M

FEATURES

- Inflata-Shield™ material resists puncture, limits stretching and enhances grip
- Premium construction with armrests and headrest
- 1 cup holder

CONTENTS

- 1 lounge
- Repair patch



1. Premium headrest
2. Premium armrests
3. Cup holder

SPECIFICATIONS

WEIGHT CAPACITY	198 LBS (90 KG)
PASSENGERS	1
CASE PACK	6 PCS
LB. (KG)	23.2 LBS (10.5 KG)
PACKAGING	FULL COLOR BOX

NEW

Indigo Wave™ DOUBLE LOUNGE

43534/E

INFLATED SIZE

72 IN. X 69 IN. X 22 IN. /
1.83 M X 1.76 M X 56 CM

DEFLATED SIZE

77 IN. X 76 IN. /
1.96 M X 1.93 M

FEATURES

- Inflata-Shield™ material resists puncture, limits stretching and enhances grip
- Premium construction with armrests and headrest
- 2 cup holders
- Interlocking quick release valve

CONTENTS

- 1 lounge
- Repair patch



1. Premium headrests
2. Premium armrests
3. Cup holders

SPECIFICATIONS

WEIGHT CAPACITY	397 LBS (180 KG)
PASSENGERS	2
CASE PACK	2 PCS
LB. (KG)	22.5 LBS (10.2 KG)
PACKAGING	FULL COLOR BOX

NEW

Sol Venture™ MESH LOUNGE

43540/E

INFLATED SIZE

74 IN. X 43 IN. X 18 IN. /
1.88 M X 1.09 M X 46 CM

DEFLATED SIZE


78 IN. X 47 IN. /
1.98 M X 1.19 M

FEATURES

- Inflata-Shield™ material resists puncture, limits stretching and enhances grip
- Comfortable headrest
- Cool mesh bottom
- 1 cup holder

CONTENTS

- 1 lounge
- Repair patch



1. Premium headrest
2. Cup holder
3. Cool mesh bottom

SPECIFICATIONS

WEIGHT CAPACITY	198 LBS (90 KG)
PASSENGERS	1
CASE PACK	4 PCS
LB. (KG)	14.5 LBS (6.6 KG)
PACKAGING	FULL COLOR BOX



NEW

Sun Soaker™ FLOATING PLATFORM

43542/E

INFLATED SIZE

106 IN. X 72 IN. X 10 IN. /
2.69 M X 1.83 M X 25.5 CM

DEFLATED SIZE

114 IN. X 75 IN. /
2.90 M X 1.91 M

FEATURES

- Inflata-Shield™ material resists puncture, limits stretching and enhances grip
- Extra wide pillows on each end
- 4 Clasp 'N Go™ connectable buckles link multiple platforms together
- Interlocking quick release valves

CONTENTS

- 1 platform
- Repair patch

SPECIFICATIONS

	43542E	43542
WEIGHT CAPACITY	794 LBS (360 KG)	794 LBS (360 KG)
PASSENGERS	4	4
CASE PACK	2 PCS	2 PCS
LB. (KG)	32.0 LBS (14.5 KG)	32.3 LBS (14.7 KG)
PACKAGING	FULL COLOR BOX	FULL COLOR BOX

COLOR SHIELD



1. Clasp 'N Go™ connectable buckles
2. Extra wide pillows
3. Safety grab rope

NEW DESIGN

X3 ISLAND

43111/E

INFLATED SIZE

6 FT. 3 IN. X 68 IN. X 16 IN. /
1.91 M X 1.73 M X 41 CM

DEFLATED SIZE

6 FT. 6 IN. X 69 IN. /
1.99 M X 1.76 M

FEATURES

- Inflata-Shield™ thicker material resists puncture, limits stretching and enhances grip
- 3 inflatable backrests
- 3 cup holders
- Open bottom to dip feet into the water
- Heavy-duty handles
- Interlocking quick release valves

CONTENTS

- 1 island
- Repair patch

SPECIFICATIONS

WEIGHT CAPACITY	595 LBS (270 KG)
PASSENGERS	3
CASE PACK	2 PCS
LB. (KG)	18.6 LBS (8.4 KG)
PACKAGING	FULL COLOR BOX



1. Cup holders
2. Heavy-duty handles
3. Open bottom to dip feet into the water
4. Pillow backrests





NEW
Kick Back ISLAND

43522/E

INFLATED SIZE

9 FT. X 8 FT. 4 IN. X 25.5 IN. /
 2.75 M X 2.55 M X 65 CM

DEFLATED SIZE

9 FT. 1 IN. X 8 FT. 7 IN. /
 2.77 M X 2.62 M

FEATURES

- Inflata-Shield™ material resists puncture, limits stretching and enhances grip
- Extra-wide backrest
- 5 cup holders
- Wraparound grab rope with built-in grommets
- Heavy-duty handles to easily get on the island
- Interlocking quick release valves

CONTENTS

- 1 island
- 1 anchor bag
- Repair patch

SPECIFICATIONS

WEIGHT CAPACITY	992 LBS (450 KG)
PASSENGERS	5
CASE PACK	1 PCS
LB. (KG)	28.6 LBS (13.0 KG)
PACKAGING	FULL COLOR BOX



- 1. Cup holders
- 2. Extra-wide backrest
- 3. Heavy-duty handles
- 4. Grab rope with built-in grommets

NEW
Lazy Dayz™ ISLAND

43536/E

INFLATED SIZE

7 FT. 10 IN. X 7 FT. 10 IN. X 25 IN. /
 2.39 M X 2.39 M X 63.5 CM

DEFLATED SIZE

8 FT. 5 IN. X 8 FT. 5 IN. /
 2.56 M X 2.56 M

FEATURES

- Inflata-Shield™ material resists puncture, limits stretching and enhances grip
- 4 extra-wide pillow backrests
- Cool mesh bottom
- 4 cup holders
- 2 built-in storage compartments
- Wraparound grab rope with built-in grommets
- 2 heavy-duty handles
- Interlocking quick release valves

CONTENTS

- 1 island
- 1 anchor bag
- Repair patch

SPECIFICATIONS

WEIGHT CAPACITY	794 LBS (360 KG)
PASSENGERS	4
CASE PACK	1 PCS
LB. (KG)	27.2 LBS (12.3 KG)
PACKAGING	FULL COLOR BOX



- 1. Cup holders
- 2. Extra-wide pillow backrests
- 3. Cool mesh bottom
- 4. Built-in storage compartments
- 5. Heavy-duty handles
- 6. Grab rope with built-in grommets



Sunny Lounge ISLAND

43407/E

INFLATED SIZE

9 FT. 6 IN. X 8 FT. 8 IN. X 33 IN. /
291 M X 2.65 M X 83 CM

DEFLATED SIZE

9 FT. 10 IN. X 9 FT. /
3.00 M X 2.75 M

FEATURES

- Inflata-Shield™ material resists puncture, limits stretching and enhances grip
- Removable sunshade for protection from harsh sunlight
- 3 supportive backrests
- 5 cup holders
- 6 air chambers
- Heavy duty handles
- Interlocking quick release valves

CONTENTS

- 1 island
- 1 sunshade
- 1 anchor bag
- Repair patch

SPECIFICATIONS

WEIGHT CAPACITY	992 LBS. (450 KG)
PASSENGERS	5
CASE PACK	1 PCS
LB. (KG)	49.5 LBS. (22.5 KG)
PACKAGING	FULL COLOR BOX



1. Detachable sunshade
2. Supportive backrests
3. Cool mesh bottom
4. Grab rope with built-in grommets
5. Heavy duty handles
6. Cup holders





Tropical Breeze ISLAND

43105/E

INFLATED SIZE

12 FT. 3 IN. X 8 FT. 8 IN. X 28.5 IN. /
3.73 M X 2.64 M X 73 CM

DEFLATED SIZE

12 FT. 9 IN. X 9 FT. /
3.89 M X 2.74 M

FEATURES

- Heavy-duty handles
- Safety grab rope on both ends
- Extra wide pillow backrests
- 6 cup holders
- Detachable sunshade
- Interlocking quick release valves

CONTENTS

- 1 Island
- 1 cooler bag
- 1 anchor bag
- 1 sunshade
- Repair patch

SPECIFICATIONS

WEIGHT CAPACITY	1190 LBS (540 KG)
PASSENGERS	6
CASE PACK	1 PCS
LB. (KG)	56.3 LBS (25.5 KG)
PACKAGING	FULL COLOR BOX



1. Detachable sunshade
2. Cup holders
3. Heavy-duty handles
4. Cool mesh bottom
5. Cooler bag
6. Extra-wide pillow backrests
7. Safety grab rope



Seek The Adventure

BOARDS

Stand-up paddleboarding has become incredibly popular all across the globe, and with a wide variety of Hydro-Force™ boards to choose from, there's something for every consumer. Both beginners and experienced riders can have a summer full of exploration. The engineering team at Bestway® has crafted and fine-tuned each board, ranking them for overall maneuverability, tracking, stability and speed. Year after year, Hydro-Force continues to rule the lineup!

Built with BENEFITS


Bestway's inflatable SUP line offers all the advantages that come along with hard boards, plus these added benefits:

- Easy to transport in a car or on a plane – a true money saver, as there is no need to purchase a roof rack or pay expensive shipping costs
- A great choice for beginners – the thicker material is generally more stable than a hard board
- Sold as a package deal – everything that's needed is included in one lightweight, grab-and-go carrier
- Bounce back ability – the flexible material is more resilient than a hard board

Advantages of ease and portability make an inflatable SUP the ultimate board, especially for beginners. Some models even come with a convenient kit to convert the paddleboard into a kayak, giving the user two options every time they cruise the open water. With a Hydro-Force SUP, anyone can have summer of adventures.




Board TECHNOLOGY



DROP STITCH material

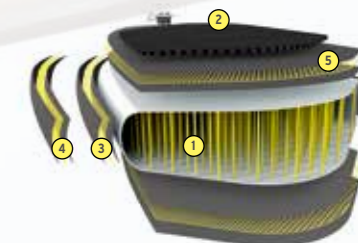
To provide unmatched strength and durability, drop stitch material is a network of thousands of polyester threads that securely connect the surfaces internally. This seals in air to keep the board rigid, stable and all-weather dependable. Drop stitch is the strongest type of material available for SUPs and provides equal strength and quality to a hard-sided board.



PVC LAMINATED DROPSTITCH

- 1 DROPSTITCH CORE
- 2 NON SLIP TRACTION PAD
- 3 FIRST TRITECH SIDE RAIL LAYER
- 4 SECOND TRITECH SIDE RAIL LAYER
- 5 PVC LAYER

ITEMS: AQUA JOURNEY SET, WHITE CAP SET, OCEANA CONVERTIBLE SET, KAHAWAI SET, AQUA CRUISE SET, AQUA GLIDER SET, PANORAMA SET



TRITECH™ LAMINATED DROPSTITCH

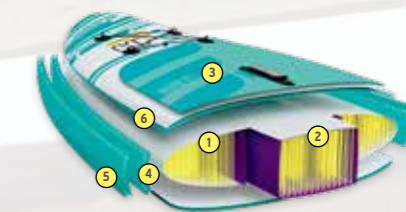
- 1 DROPSTITCH CORE
- 2 NON SLIP TRACTION PAD
- 3 FIRST TRITECH SIDE RAIL LAYER
- 4 NON SLIP TRACTION PAD
- 5 TRITECH LAYER

ITEMS: FREESOUL TECH CONVERTIBLE SET, FASTBLAST TECH SET



TRITECH™ material

This 3-ply reinforced material features a polyester mesh core encased in two layers of PVC to provide superior strength and durability. This premium marine grade material can withstand extreme nautical conditions and exposure to UV rays. Trittech is quick drying and crease resistant, and has been stress tested against weight strain and movement.



DOUBLE CHAMBER CONSTRUCTION

DOUBLE CHAMBER STRUCTURE INCREASES STABILITY


- 1 EXTERNAL CHAMBER
- 2 INTERNAL CHAMBER
- 3 NON SLIP TRACTION PAD
- 4 FIRST TRITECH SIDE RAIL LAYER
- 5 SECOND TRITECH SIDE RAIL LAYER
- 6 PVC LAYER

ITEMS: HUAKAI SET



Planogram

STORE DISPLAY



All-Around

River

Touring

Race/Fast Touring

AQUA JOURNEY SET
65349/E

WHITE CAP SET
65342/E

OCEANA CONVERTIBLE SET
65350/E

HUAKA'I SET
65346

KAHAWAI SET
65308/E

AQUA CRUISE SET
65348/E

AQUA GLIDER SET
65347

PANORAMA SET
65363/E

FREESOUL TECH CONVERTIBLE SET
65310/E

FASTBLAST TECH SET
65343/E

13 FT. (3.96 M)
12 FT. (3.66 M)
11 FT. (3.35 M)
10 FT. (3.05 M)
9 FT. (2.74 M)
8 FT. (2.44 M)
7 FT. (2.13 M)
6 FT. (1.83 M)
5 FT. (1.52 M)
4 FT. (1.22 M)
3 FT. (91 CM)
2 FT. (61 CM)
1 FT. (30 CM)



LENGTH	9 FT. (2.74 M)	10 FT. (3.05 M)	10 FT. (3.05 M)	10 FT. (3.05 M)	10 FT. 2 IN. (3.10 M)	10 FT. 6 IN. (3.20 M)	10 FT. 6 IN. (3.20 M)	11 FT. 2 IN. (3.40 M)	11 FT. 2 IN. (3.40 M)	12 FT. 6 IN. (3.81 M)	
WIDTH	30 IN. (76 CM)	33 IN. (84 CM)	33 IN. (84 CM)	33 IN. (84 CM)	34 IN. (86 CM)	30 IN. (76 CM)	31 IN. (79 CM)	35 IN. (89 CM)	35 IN. (89 CM)	30 IN. (76 CM)	
THICKNESS	4.75 IN. (12 CM)	4.75 IN. (12 CM)	4.75 IN. (12 CM)	6 IN. (15 CM)	6 IN. (15 CM)	4.75 IN. (12 CM)	4.75 IN. (12 CM)	6 IN. (15 CM)	6 IN. (15 CM)	6 IN. (15 CM)	
WEIGHT CAPACITY	220 LBS (100 KG)	265 LBS (120 KG)	265 LBS (120 KG)	287 LBS (130 KG)	309 LBS (140 KG)	243 LBS (110 KG)	243 LBS (110 KG)	330 LBS (150 KG)	353 LBS (160 KG)	265 LBS (120 KG)	
INTERNAL VOLUME	55 GAL. (208 L)	67 GAL. (256 L)	67 GAL. (256 L)	84 GAL. (320 L)	87 GAL. (330 L)	64 GAL. (243 L)	63 GAL. (239 L)	89 GAL. (338 L)	96 GAL. (366 L)	92 GAL. (349 L)	
PRESSURE	15 PSI (1.03 BAR)	15 PSI (1.03 BAR)	15 PSI (1.03 BAR)	15 PSI (1.03 BAR)	15 PSI (1.03 BAR)	15 PSI (1.03 BAR)	15 PSI (1.03 BAR)	15 PSI (1.03 BAR)	15 PSI (1.03 BAR)	15 PSI (1.03 BAR)	
SEATED OPTION			•						•		
OARS	•	•	•	•	•	•	•	•	•	•	
FINS	☾	☾	☾	☾	☾☾☾	☾	☾☾	☾	☾☾	☾	
OVERALL PERFORMANCE	MANEUVERABILITY ██████████ TRACKING ██████████ STABILITY ██████████ SPEED ██████████	MANEUVERABILITY ██████████ TRACKING ██████████ STABILITY ██████████ SPEED ██████████	MANEUVERABILITY ██████████ TRACKING ██████████ STABILITY ██████████ SPEED ██████████	MANEUVERABILITY ██████████ TRACKING ██████████ STABILITY ██████████ SPEED ██████████	MANEUVERABILITY ██████████ TRACKING ██████████ STABILITY ██████████ SPEED ██████████	MANEUVERABILITY ██████████ TRACKING ██████████ STABILITY ██████████ SPEED ██████████	MANEUVERABILITY ██████████ TRACKING ██████████ STABILITY ██████████ SPEED ██████████	MANEUVERABILITY ██████████ TRACKING ██████████ STABILITY ██████████ SPEED ██████████	MANEUVERABILITY ██████████ TRACKING ██████████ STABILITY ██████████ SPEED ██████████	MANEUVERABILITY ██████████ TRACKING ██████████ STABILITY ██████████ SPEED ██████████	MANEUVERABILITY ██████████ TRACKING ██████████ STABILITY ██████████ SPEED ██████████

ALL-AROUND
High maneuverability and lightness make this board perfect for flat water and small wave riding (Aqua Journey, White Cap, Oceana, Huaka'i, Panorama).

TOURING
Stability, speed and space for luggage. Perfect for long and safe tours on the water (Aqua Cruise, Aqua Glider, Freesoul Tech).

RIVER
Perfect for long and safe tours on the water, suitable for use both in flat water and on river (Kahawai).

RACE / FAST TOURING
Long, fast and stable board, suitable for fast riding and medium-long tours on the water (Fastblast Tech).



Aqua Journey Set PADDLEBOARD



65349/E
INFLATED SIZE
 9 FT. X 30 IN. X 4.75 IN. / 2.74 M X 76 CM X 12 CM

- FEATURES**
- Drop stitch material is portable and easy to store, with the strength of a hard-sided board
 - Category: All-Around
 - Best shape for flat water and small wave riding
 - Non-slip traction pad
 - Convenient deck handle to easily carry the SUP
 - Stainless steel ring located at the stem and stern for attachment
 - Single action analog pump
 - Adjustable 85 in. (217 cm) paddle
 - 5 minute setup time
 - Quick inflation / deflation air valve

- CONTENTS**
- Paddleboard
 - Paddle
 - Hand pump
 - Backpack
 - Coiled leash
 - Fin
 - Repair kit



SPECIFICATIONS

WEIGHT CAPACITY	220 LBS (100 KG)
PASSENGERS	1
CASE PACK	1 PCS
LB. (KG)	23.8 LBS (10.8 KG)
PACKAGING	FULL COLOR BOX

White Cap Set PADDLEBOARD

65342/E

INFLATED SIZE

10 FT. X 33 IN. X 4.75 IN. / 3.05 M X 84 CM X 12 CM

FEATURES

- Drop stitch material is portable and easy to store, with the strength of a hard-sided board
- Category: All-Around
- Best shape for flat water and small wave riding
- Non-slip traction pad
- Convenient deck handle to easily carry the SUP
- Elastic cord for extra storage
- Stainless steel ring located at the stem and stern for attachment
- Single action analog pump
- Adjustable 85 in. (217 cm) paddle
- 5 minute setup time
- Quick inflation / deflation air valve

CONTENTS

- Paddleboard
- Paddle
- Hand pump
- Backpack
- Coiled leash
- Fin
- Repair kit

SPECIFICATIONS

WEIGHT CAPACITY	265 LBS (120 KG)
PASSENGERS	1
CASE PACK	1 PCS
LB. (KG)	272 LBS (12.3 KG)
PACKAGING	FULL COLOR BOX





Oceana Convertible Set

PADDLEBOARD



65350/E
INFLATED SIZE
 10 FT. X 33 IN. X 4.75 IN. / 3.05 M X 84 CM X 12 CM

- FEATURES**
- Drop stitch material is portable and easy to store, with the strength of a hard-sided board
 - Category: All-Around
 - Best shape for flat water and small wave riding
 - Non-slip traction pad
 - Convenient deck handle to easily carry the SUP
 - Stainless steel ring located at the stem and stern for attachment
 - Elastic cord for extra storage
 - Adjustable 85 in. (217 cm) paddle can be converted to a double-bladed oar
 - Single action analog pump
 - Detachable seat with back and footrest
 - 5 minute setup time
 - Quick inflation / deflation air valve

- CONTENTS**
- Paddleboard
 - Paddle
 - Hand pump
 - Backpack
 - Coiled leash
 - Seat
 - Footrest
 - Fin
 - Repair kit



SPECIFICATIONS

WEIGHT CAPACITY	265 LBS (120 KG)
PASSENGERS	1
CASE PACK	1 PCS
LB. (KG)	30.5 LBS (13.8 KG)
PACKAGING	FULL COLOR BOX



Huaka'i Set PADDLEBOARD

65346

INFLATED SIZE

10 FT. X 33 IN. X 6 IN. / 3.05 M X 84 CM X 15 CM

FEATURES

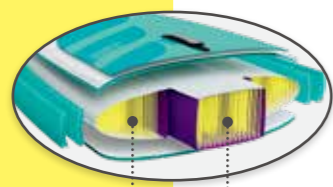
- Drop stitch material is portable and easy to store, with the strength of a hard-sided board
- Category: All Around
- Best shape for flat water and small wave riding
- Non-slip traction pad
- Convenient deck handle to easily carry the SUP
- Elastic cord for extra storage
- Stainless steel ring located at the stem and stern for attachment
- Single action analog pump
- Adjustable 85 in. (217 cm) paddle
- Wider pad is suitable for use with a pet
- Double chamber structure increases stability
- 5 minute setup time
- Quick inflation / deflation air valve

CONTENTS

- Paddleboard
- Paddle
- Hand pump
- Backpack
- Coiled leash
- Fin
- Repair kit

SPECIFICATIONS

WEIGHT CAPACITY	287 LBS (130 KG)
PASSENGERS	1
CASE PACK	1 PCS
LB. (KG)	31.0 LBS (141 KG)
PACKAGING	FULL COLOR BOX
CERTIFICATION	GS



Double Chamber





Kahawai Set PADDLEBOARD



65308/E
INFLATED SIZE
 10 FT. 2 IN. X 34 IN. X 6 IN. / 310 M X 86 CM X 15 CM

- FEATURES**
- Drop stitch material is portable and easy to store, with the strength of a hard-sided board
 - Category: River
 - Best shape for longer rides, and can be used on flat water or the river
 - Long rubber fins have greater directionality with strong undertow
 - Kickboard helps to increase the maneuverability
 - Non-slip traction pad
 - Multiple convenient handles to easily carry the SUP and for grabbing during use on river
 - Stainless steel ring located at the stem and stern for attachments
 - Single action analog pump
 - Elastic cord for extra storage
 - Adjustable 85 in. (217 cm) paddle
 - 5 minute setup time
 - Quick inflation / deflation air valve

- CONTENTS**
- Paddleboard
 - Paddle
 - Hand pump
 - Backpack
 - 3 fins
 - Coiled leash
 - Repair kit



SPECIFICATIONS

WEIGHT CAPACITY	309 LBS (140 KG)
PASSENGERS	1
CASE PACK	1 PCS
LB. (KG)	27.9 LBS (12.7 KG)
PACKAGING	FULL COLOR BOX



Aqua Cruise Set PADDLEBOARD

65348/E

INFLATED SIZE

10 FT. 6 IN. X 30 IN. X 4.75 IN. / 3.20 M X 76 CM X 12 CM

FEATURES

- Drop stitch material is portable and easy to store, with the strength of a hard-sided board
- Category: Touring
- Best shape for longer rides on flat water
- Non-slip traction pad
- Convenient deck handle to easily carry the SUP
- Stainless steel ring located at the stem and stern for attachment
- Front and back elastic cord for extra storage
- Single action analog pump
- Adjustable 85 in. (217 cm) paddle
- 5 minute setup time
- Quick inflation / deflation air valve

CONTENTS

- Paddleboard
- Paddle
- Hand pump
- Backpack
- Coiled leash
- Fin
- Repair kit

SPECIFICATIONS

WEIGHT CAPACITY	243 LBS (110 KG)
PASSENGERS	1
CASE PACK	1 PCS
LB. (KG)	26.1 LBS (11.8 KG)
PACKAGING	FULL COLOR BOX



Travel TECH™

TravelTech™ is a stand-up paddleboard that revolutionizes the portability of inflatable boards. Portability, convenient storage and easy transport have always been major advantages of inflatable boards over hard-sided boards, but with TravelTech, it's even easier. The structure of the board was engineered to be folded vertically and horizontally, giving a more compact shape. The backpack that comes with TravelTech boards is 40% smaller than the standard ones, allowing for easier handling and transport.



1 FOLD THE SUP LONGITUDINALLY, TO REDUCE ITS SIZE BY HALF.



2 FOLD THE SUP TO MAKE IT SMALL



3 STORE IN THE BACKPACK



4 ENJOY AN EASIER TRANSPORT





Aqua Glider Set PADDLEBOARD



65347
INFLATED SIZE
 10 FT. 6 IN. X 31 IN. X 4.75 IN. / 3.20 M X 79 CM X 12 CM

- FEATURES**
- Drop stitch material is portable and easy to store, with the strength of a hard-sided board
 - Category Type: Touring
 - Best shape for longer rides on flat water
 - Non-slip traction pad can easily be folded
 - Convenient deck handle to easily carry the SUP
 - Stainless steel ring located at the stem and stern for attachment
 - Single action analog pump
 - Adjustable 79 in. (200 cm) paddle
 - The board can be packed into a new TravelTech™ small backpack, ensuring an easier handling and transport
 - 5 minute setup time
 - Quick inflation / deflation air valve

- CONTENTS**
- Paddleboard
 - Paddle
 - Hand pump
 - TravelTech™ Backpack
 - Coiled leash
 - 2 fins
 - Repair kit



SPECIFICATIONS

WEIGHT CAPACITY	243 LBS (110 KG)
PASSENGERS	1
CASE PACK	1 PCS
LB. (KG)	27.2 LBS (12.3 KG)
PACKAGING	FULL COLOR BOX



Panorama Set

PADDLEBOARD

65363/E

INFLATED SIZE

11 FT. 2 IN. X 35 IN. X 6 IN. / 3.40 M X 89 CM X 15 CM

FEATURES

- Drop stitch material is portable and easy to store, with the strength of a hard-sided board
- Category: Touring
- Best shape for longer rides on flat water
- Built-in window with cover allows the user to see through to the water below
- 1 removable fin
- Non-slip traction pad
- Convenient side and deck handles to easily carry the SUP
- Elastic cord for extra storage
- Stainless steel ring located at the stem and stern for leash attachment or docking
- Double action analog pump
- Adjustable 85 in. (217 cm) paddle
- 5 minute setup time
- Quick inflation / deflation air valve

CONTENTS

- Paddleboard
- Paddle
- Hand pump
- Backpack
- Coiled leash
- Fin
- Repair kit

SPECIFICATIONS


WEIGHT CAPACITY	330 LBS (150 KG)
PASSENGERS	1
CASE PACK	1 PCS
LB. (KG)	28.5 LBS (12.9 KG)
PACKAGING	FULL COLOR BOX





FreeSoul Tech Convertible Set

PADDLEBOARD



Tritech Lamination

65310/E
INFLATED SIZE
 11 FT. 2 IN. X 35 IN. X 6 IN. / 3.40 M X 89 CM X 15 CM

- FEATURES**
- Triple layer laminated drop stitch material is portable and easy to store, with the strength of a hard-sided board
 - Category: Touring
 - Best shape for longer rides on flat water
 - 2 removable fins
 - Non-slip traction pad
 - Convenient side handles to easily carry the SUP
 - Elastic cord for extra storage
 - Stainless steel ring located at the stem and stern for attachment
 - Double action analog pump
 - Adjustable 85 in. (217 cm) paddle can be converted to a double-bladed oar
 - Detachable seat with back and footrest
 - Quick rig connector (mast foot base not included)
 - Removable daggerboard for windsurfing
 - 5 minute setup time
 - Quick inflation / deflation air valve

- CONTENTS**
- Paddleboard
 - Paddle
 - Hand pump
 - Deluxe backpack
 - Coiled leash
 - Seat
 - Footrest
 - 2 fins
 - Repair kit

SPECIFICATIONS

WEIGHT CAPACITY	353 LBS (160 KG)
PASSENGERS	1
CASE PACK	1 PCS
LB. (KG)	42.9 LBS (19.5 KG)
PACKAGING	FULL COLOR BOX



Fastblast Tech Set PADDLEBOARD

65343/E

INFLATED SIZE

12 FT. 6 IN. X 30 IN. X 6 IN. / 3.81 M X 76 CM X 15 CM

FEATURES


- Triple layer laminated drop stitch material is portable and easy to store, with the strength of a hard-sided board
- Category: Race/Fast Touring
- Best shape for fast riding and medium/long rides
- Non-slip traction pad
- Convenient deck handle to easily carry the SUP
- Elastic cord for extra storage
- Stainless steel ring located at the stem and stern for attachment
- Double action analog pump
- Adjustable 85 in. (217 cm) paddle
- 5 minute setup time
- Quick inflation / deflation air valve

CONTENTS

- Paddleboard
- Paddle
- Hand pump
- Deluxe backpack
- Coiled leash
- Fin
- Repair kit

SPECIFICATIONS

WEIGHT CAPACITY	265 LBS (120 KG)
PASSENGERS	1
CASE PACK	1 PCS
LB. (KG)	35.4 LBS (16.1 KG)
PACKAGING	FULL COLOR BOX



Tritech Lamination





12v Auto-Air ELECTRIC PUMP



65315/NA

NA = FOUR LANGUAGES

SIZE

9 IN. X 5.5 IN. X 5 IN. / 23.5 CM X 14 CM X 13 CM

FEATURES

- DC 12V 110W car charger
- Inflates stand-up paddleboards and other items with high pressure valves
- This pump can also be adapted for most professional boats with working pressures between 2-16 PSI
- Easy-to-read LCD display with built-in preset pressure sensors
- Unit selection button switches between PSI and BAR
- Inflates from 0-16 PSI in just minutes with simple & easy to use touch button controls. Fully adjustable pressure settings (increments of 0.5 PSI)
- Automatic shut off triggers when predetermined pressure is reached preventing over-inflation

CONTENTS

- Electric pump
- Flexible hose
- Washer

SPECIFICATIONS

CASE PACK	3 PCS
LB. (KG)	10.0 LBS (4.5 KG)
PACKAGING	FULL COLOR BOX





Adventure Is Waiting


BOATS

Bestway's kayaks, rafts and boats are all uniquely designed with adventure in mind. From paddling to fishing to just floating along, this collection of boats promises a summer to remember! The wide range included in this line means every water explorer can find exactly what they're looking for. Plus, the thick, inflatable materials provide durability along with portability, make a Bestway boat the ultimate choice.



Planogram

STORE DISPLAY



Kayaks & FISHING BOATS

The wide range of kayaks and fishing boats in the Hydro-Force™ line means every water explorer can find exactly what they're looking for. From different sizes to materials, these kayaks are perfect for beginners and advanced adventurers. With the added benefits of storage and portability that come with inflatable products, Hydro-Force kayaks and fishing boats are the ideal choice for both first-time and avid kayakers.



KAYAKS & FISHING BOATS

COVE CHAMPION KAYAK
65115/E

COVE CHAMPION X2 KAYAK
65131/E

LITE-RAPID X2 KAYAK
65077/E

RAPID X3 KAYAK
65132/E

VENTURA KAYAK
65118/E

VENTURA X2 KAYAK
65052/E

KORACLE BOAT
65097/E

13 FT. (3.96 M)
12 FT. (3.66 M)
11 FT. (3.35 M)
10 FT. (3.05 M)
9 FT. (2.74 M)
8 FT. (2.44 M)
7 FT. (2.13 M)
6 FT. (1.83 M)
5 FT. (1.52 M)
4 FT. (1.22 M)
3 FT. (91 CM)
2 FT. (61 CM)
1 FT. (30 CM)



6 FT. (1.83 M)



INFLATED LENGTH	9 FT. (2.75 M)	10 FT. 10 IN. (3.31 M)	10 FT. 6 IN. (3.21 M)	12 FT. 6 IN. (3.81 M)	9 FT. 2 IN. (2.80 M)	10 FT. 10 IN. (3.30 M)	8 FT. 10 IN. (2.70 M)
INFLATED WIDTH	32 IN. (81 CM)	35 IN. (88 CM)	35 IN. (88 CM)	39 IN. (1.00 M)	34 IN. (86 CM)	34 IN. (86 CM)	39 IN. (1.00 M)
WEIGHT CAPACITY	220 LBS (100 KG)	397 LBS (180 KG)	350 LBS (160 KG)	551 LBS (250 KG)	286 LBS (130 KG)	440 LBS (200 KG)	331 LBS (150 KG)
INTERNAL PRESSURE	0.5 PSI (0.034 BAR)	0.5 PSI (0.034 BAR)	0.6 PSI (0.041 BAR)	1 PSI (0.069 BAR)	0.8 PSI (0.055 BAR)	0.8 PSI (0.055 BAR)	0.5 PSI (0.034 BAR)
PADDLES	1	2	2	2	1	2	1
PASSENGERS	1	2	2	3	1	2	1





Cove Champion KAYAK

65115/E

INFLATED SIZE

9 FT. X 32 IN. / 2.75 M X 81 CM

DEFLATED SIZE

9 FT. X 40 IN. / 2.75 M X 1.02 M

FEATURES

- Firm and rigid inflated floor
- Two optional fins for different water conditions
- Comfortable cockpit with inflatable seat
- Storage cord (front and back)
- Wraparound grab rope
- 86 in. (218 cm) aluminum paddle (62064)
- Air Hammer™ hand pump (62086)
- Interlocking quick release valves
- Drain valve

CONTENTS

- Kayak
- Paddle
- Hand pump
- 2 fins
- Repair patch



SPECIFICATIONS

	65115E	65115
WEIGHT CAPACITY	220 LBS (100 KG)	220 LBS (100 KG)
CASE PACK	1 PCS	1 PCS
LB. (KG)	21.9 LBS (9.9 KG)	21.9 LBS (9.9 KG)
PACKAGING	FULL COLOR BOX	FULL COLOR BOX
CERTIFICATION	NMMA	GS



2 Removable Fins in Different Sizes

1. Storage Cord (Front and Back)
2. Wraparound Grab Rope
3. Firm and Rigid Inflatable Floor
4. Comfortable Cockpit with Inflatable Seat
5. Interlocking Quick Release Valves

NEW

Cove Champion X2 KAYAK

65131/E

INFLATED SIZE

10 FT. 10 IN. X 35 IN. / 3.31 M X 88 CM

DEFLATED SIZE

10 FT. 10 IN. X 36 IN. / 3.31 M X 91 CM

FEATURES

- Firm and rigid inflated floor
- Comfortable cockpit with 2 inflatable seats
- 2 removable fins in different sizes for directional support in various water conditions
- Storage cord (front and back)
- Wraparound grab rope
- Two 91 in. (230 cm) aluminum paddles (62174)
- Air Hammer™ hand pump (62003)
- Interlocking quick release valves
- Drain valve

CONTENTS

- Kayak
- 2 paddles
- Hand pumps
- 2 fins
- Repair patch



SPECIFICATIONS

	65131E	65131
WEIGHT CAPACITY	397 LBS (180 KG)	397 LBS (180 KG)
CASE PACK	1 PCS	1 PCS
LB. (KG)	28.2 LBS (12.8 KG)	28.2 LBS (12.8 KG)
PACKAGING	FULL COLOR BOX	FULL COLOR BOX
CERTIFICATION	NMMA	GS



2 Removable Fins in Different Sizes

1. Wraparound Grab Rope
2. Storage Cord (Front and Back)
3. Firm and Rigid Inflatable Floor
4. Comfortable Cockpit with 2 Inflatable Seats
5. Interlocking Quick Release Valves





LITE-RAPID X2 KAYAK

65077/E

INFLATED SIZE

10 FT. 6 IN. X 35 IN. / 3.21 M X 88 CM

DEFLATED SIZE

11 FT. 3 IN. X 26 IN. / 3.42 M X 66 CM

FEATURES

- Made with durable PVC material
- Form-fitted construction prevents water from entering the cockpit
- Inflated cushions for comfortable seating
- Wraparound grab rope with built-in grommets
- Removable middle fin for directional stability
- Carry handles
- Air Hammer™ hand pump (62086)
- Two 86 in. (218 cm) aluminum paddles (62064)
- Interlocking quick release valves

CONTENTS

- Boat
- 2 paddles
- Hand pump
- Removable fin
- Repair patch



SPECIFICATIONS

	65077E	65077
WEIGHT CAPACITY	350 LBS (160 KG)	350 LBS (160 KG)
CASE PACK	1 PCS	1 PCS
LB. (KG)	32.1 LBS (14.6 KG)	32.6 LBS (14.8 KG)
PACKAGING	FULL COLOR BOX	FULL COLOR BOX
CERTIFICATION	NMMA	GS

1. 2 Inflatable Cushions for Comfortable Seating
2. Firm and Rigid Inflated Floor
3. Quick Inflation/Deflation Screw Valves
4. Carry Handles

NEW

Rapid X3 KAYAK

65132/E

INFLATED SIZE

12 FT. 6 IN. X 39 IN. / 3.81 M X 1.00 M

DEFLATED SIZE

12 FT. 8 IN. X 39 IN. / 3.85 M X 1.00 M

FEATURES

- Inflata-Shield Pro™ enhanced material offers excellent puncture resistance and rigidity, limits stretching and maximizes stability
- Firm and rigid inflated floor
- Form-fitted construction prevents water from entering the cockpit
- 3 inflatable cushions for comfortable seating
- 2 removable fins in different sizes for directional support in various water conditions
- Grab rope with built-in grommets
- Carry handles
- Two 91 in. (230 cm) aluminum paddles (62174)
- Air Hammer™ hand pump (62086)
- Quick inflation/deflation screw valves
- Drain valve

CONTENTS

- Kayak
- 2 paddles
- Hand pump
- 2 fins
- Repair patch



SPECIFICATIONS

	65132E	65132
WEIGHT CAPACITY	551 LBS (250 KG)	551 LBS (250 KG)
CASE PACK	1 PCS	1 PCS
LB. (KG)	41.5 LBS (18.8 KG)	41.5 LBS (18.8 KG)
PACKAGING	FULL COLOR BOX	FULL COLOR BOX
CERTIFICATION	NMMA	GS

1. 3 Inflatable Cushions for Comfortable Seating
2. Firm and Rigid Inflated Floor
3. Quick Inflation/Deflation Screw Valves
4. Carry Handles

ENHANCED
INFLATA-SHIELD™
Pro



2 Removable Fins in Different Sizes





Ventura KAYAK

65118/E

INFLATED SIZE
9 FT. 2 IN. X 34 IN. / 2.80 M X 86 CM

DEFLATED SIZE
9 FT. 8 IN. X 44 IN. / 2.85 M X 113 M

FEATURES

- 3 air chamber construction
- Premium coated nylon hull that is sun, oil and seawater resistant
- 2 removable side chambers & I-beam floor made from heavy-duty PVC
- Removable fins for directional stability
- 1 adjustable seat with storage compartment
- Removable storage bag
- Car clasps
- One 86 in. (218 cm) aluminum paddle (62064)
- Air Hammer™ hand pump (62086)
- Quick inflation/deflation screw valves
- Integrated drain valve

CONTENTS

- Kayak
- Paddle
- Hand pump
- 2 removable fins
- Seat
- Storage bag
- Repair patch



SPECIFICATIONS

	65118E	65118
WEIGHT CAPACITY	286 LBS (130 KG)	286 LBS (130 KG)
CASE PACK	1 PCS	1 PCS
LB. (KG)	31.3 LBS (14.2 KG)	29.8 LBS (13.5 KG)
PACKAGING	FULL COLOR BOX	FULL COLOR BOX
CERTIFICATION	NMMA	GS



1. Carry Handles
2. Removable Storage Bag
3. 2 Removable Side Chambers
4. 1 Adjustable Seat
5. Inflatable I-Beam Floor
6. Quick Inflation/Deflation Screw Valves



Ventura X2 KAYAK

65052/E

INFLATED SIZE

10 FT. 10 IN. X 34 IN. / 3.30 M X 86 CM

DEFLATED SIZE

10 FT. 11 IN. X 44 IN. / 3.33 M X 113 M

FEATURES

- 3 air chamber construction
- Premium coated nylon hull that is sun, oil and seawater resistant
- 2 removable side chambers & I-beam floor made from heavy-duty PVC
- Removable fins for directional stability
- 2 adjustable seats with storage compartments
- Removable storage bag
- Oar clasps
- Two 86 in. (218 cm) aluminum paddles (62064)
- Air Hammer™ hand pump (62086)
- Quick inflation/deflation screw valves
- Integrated drain valve

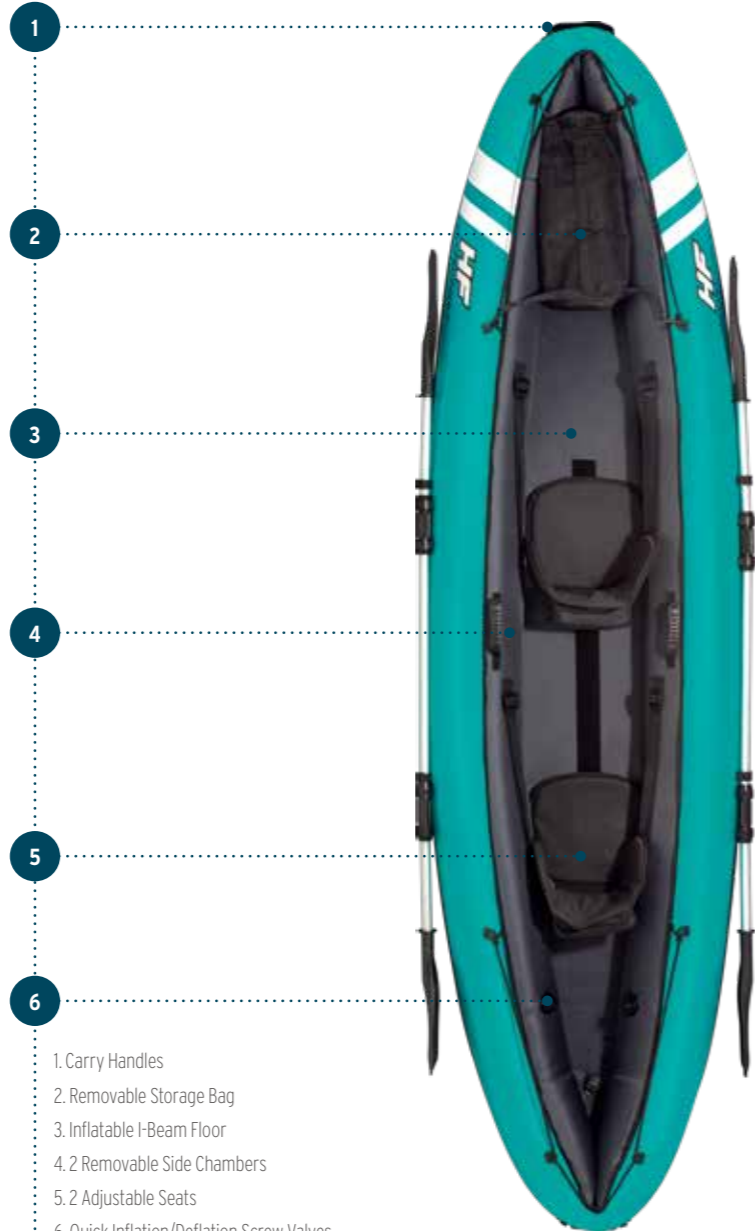
CONTENTS

- Kayak
- 2 sets of paddles
- Hand pump
- 2 removable fins
- 2 seats
- Storage bag
- Repair patch



SPECIFICATIONS

	65052E	65052
WEIGHT CAPACITY	440 LBS (200 KG)	440 LBS (200 KG)
CASE PACK	1 PCS	1 PCS
LB. (KG)	38.2 LBS (17.3 KG)	36.7 LBS (16.7 KG)
PACKAGING	FULL COLOR BOX	FULL COLOR BOX
CERTIFICATION	NMMA	GS



1. Carry Handles
2. Removable Storage Bag
3. Inflatable I-Beam Floor
4. 2 Removable Side Chambers
5. 2 Adjustable Seats
6. Quick Inflation/Deflation Screw Valves



Koracle BOAT



1. Heavy-Duty Handle
2. 2 Elastic Cord Storage Area (Front and Back)
3. Oar Clasps
4. 4 Footrests
5. Backrest for Comfort
6. Fishing Rod Holder
7. Interlocking Quick Release Valves

65097/E

INFLATED SIZE
8 FT. 10 IN. X 39 IN. / 2.70 M X 1.00 M

DEFLATED SIZE
9 FT. 2 IN. X 43 IN. / 2.79 M X 1.08 M

FEATURES

- 3 air chamber construction
- Made with durable PVC material
- Built-in backrest for comfort
- Built-in fishing rod holder
- Wraparound grab rope
- Built-in oar clasps
- Detachable dorsal fin for maneuverability
- 4 footrests to accommodate short or tall users
- 2 elastic cord storage areas (front and back)
- 2 carry handles (front and back)
- Air Hammer™ hand pump (62086)
- 86 in. (218 cm) paddle (62064)
- Interlocking quick release valves

CONTENTS

- Fishing Boat (65097)
- Fishing Boat (65097E)
- Paddle
- Hand pump
- 2 removable fins
- Repair patch



SPECIFICATIONS

	65097E	65097
WEIGHT CAPACITY	331 LBS (150 KG)	331 LBS (150 KG)
CASE PACK	1 PCS	1 PCS
LB. (KG)	20.4 LBS (9.3 KG)	20.9 LBS (9.5 KG)
PACKAGING	FULL COLOR BOX	FULL COLOR BOX
CERTIFICATION	NMMA	GS



Rafts

Coming in a wide variety of sizes, Hydro-Force™ rafts can accommodate each user's needs. Built with durable and puncture-resistant materials, our rafts provide a great way to paddle, fish or just float along. With the added benefits of storage and portability that come with inflatable products, this collection of rafts promises a summer to remember.



RAFTS

**WAYFARER™
PACKRAFT**
65146/E

**BATTLE BOMBER
RAFT**
61108/E/NE

**KONDOR 1000
RAFT**
61099/E/NE + 61078/E/NE

**KONDOR 2000
RAFT**
61100/E/NE + 61062/E/NE

**KONDOR 3000
RAFT**
61102/E/NE

**TRECK X1
RAFT**
61064/E + 61083

**TRECK X2
RAFT**
61068/E

**TRECK X3
RAFT**
61110/E

**VOYAGER 300
RAFT**
65051/E

**VOYAGER 500
RAFT**
65001/E

13 FT. (3.96 M)
12 FT. (3.66 M)
11 FT. (3.35 M)
10 FT. (3.05 M)
9 FT. (2.74 M)
8 FT. (2.44 M)
7 FT. (2.13 M)
6 FT. (1.83 M)
5 FT. (1.52 M)
4 FT. (1.22 M)
3 FT. (91 CM)
2 FT. (61 CM)
1 FT. (30 CM)



	65146/E	61108E/NE	61108	61099E/NE	61099	61078E/NE	61078	61100E/NE	61100	61062E/NE	61062	61102E/NE	61102	61064/E	61083	61068/E	61110/E	65051/E	65001/E	
INFLATED LENGTH	6 FT. 10 IN. (2.10 M)	6 FT. (1.84 M)	6 FT. 2 IN. (1.88 M)	57 IN. (1.45 M)	61 IN. (1.55 M)	57 IN. (1.45 M)	61 IN. (1.55 M)	6 FT. (1.84 M)	6 FT. 2 IN. (1.88 M)	6 FT. (1.84 M)	6 FT. 2 IN. (1.88 M)	6 FT. 11 IN. (2.11 M)	7 FT. 7 IN. (2.32 M)	7 FT. 6 IN. (2.28 M)	7 FT. 6 IN. (2.28 M)	8 FT. 4 IN. (2.55 M)	10 FT. 1 IN. (3.07 M)	8 FT. (2.43 M)	11 FT. 5 IN. (3.48 M)	
INFLATED WIDTH	40 IN. (1.01 M)	36 IN. (91 CM)	39 IN. (98 CM)	33 IN. (84 CM)	37 IN. (93 CM)	33 IN. (84 CM)	37 IN. (93 CM)	36 IN. (91 CM)	39 IN. (98 CM)	36 IN. (91 CM)	39 IN. (98 CM)	43 IN. (1.15 M)	45 IN. (1.15 M)	48 IN. (1.21 M)	48 IN. (1.21 M)	50 IN. (1.27 M)	50 IN. (1.26 M)	40 IN. (1.02 M)	56 IN. (1.41 M)	
WEIGHT CAPACITY	308 LBS (140 KG)	210 LBS (95 KG)	264 LBS (120 KG)	120 LBS (55 KG)	178 LBS (80 KG)	120 LBS (55 KG)	178 LBS (80 KG)	210 LBS (95 KG)	264 LBS (120 KG)	210 LBS (95 KG)	264 LBS (120 KG)	410 LBS (186 KG)	418 LBS (190 KG)	374 LBS (170 KG)	374 LBS (170 KG)	495 LBS (225 KG)	594 LBS (270 KG)	374 LBS (170 KG)	573 LBS (260 KG)	
OARS		•	•			•	•			•	•	•	•		•	•	•	•	•	•
PUMPS	•	•	•							•	•	•	•		•	•	•			
PASSENGERS	1	2	2	1	1	1	1	2	2	2	2	3	3	2	2	(61068) 2 (61068E) 2	(61110) 3 (61110E) 3	2	3	

WAYFAKER™ PACKRAFT RAFT

65146/E

INFLATED SIZE

6 FT. 10 IN. X 40 IN. / 2.10 M X 1.01 M

FEATURES

- Made with Tritech™ - a 3-ply reinforced material
- Self-bailing floor design provides stability and quickly drains water
- Raised seat and detachable backrest for comfortable paddling position
- Thigh-strap compatible (not included)
- Wraparound grab rope
- Steel D-ring attachments in the front of the raft to easily secure personal belongings
- Compact storage size and included backpack for convenient carrying and easy transport
- Air Hammer™ inflation pump (62086)
- Quick release screw valves



CONTENTS

- Packraft
- Inflatable floor
- Pump
- Backrest
- Backpack
- Repair kit

SPECIFICATIONS

	65146E	65146
WEIGHT CAPACITY	308 LBS (140 KG)	308 LBS (140 KG)
CASE PACK	1 PCS	1 PCS
LB. (KG)	25.0 LBS (11.3 KG)	25.0 LBS (11.3 KG)
PACKAGING	FULL COLOR BOX	FULL COLOR BOX
CERTIFICATION	NMMA	GS



1. Wraparound Grab Rope
2. Firm and Rigid Inflatable Floor
3. Raised Seat and Detachable Backrest
4. Quick Release Screw Valves



Battle Bomber RAFT



NE/US

INTL



61108/E/NE

INFLATED SIZE

61108E/NE: 6 FT. X 36 IN. / 1.84 M X 91 CM
 61108: 6 FT. 2 IN. X 39 IN. / 1.88 M X 98 CM

DEFLATED SIZE

61108E/NE: 6 FT. 5 IN. X 45 IN. / 1.96 M X 1.14 M
 61108: 6 FT. 5 IN. X 45 IN. / 1.97 M X 1.15 M

FEATURES

- Interlocking quick release valves (61108/NE)
- 3 air chamber construction (61108)
- 2 air chamber construction (61108E/NE)
- Made with durable PVC material
- Wraparound grab rope with built-in grommets (61108)
- Inflatable floor for extra comfort
- Heavy-duty handle (61108)
- Sturdy oarlocks (61108)
- Oar clasps
- One pair of 49 in. (124 cm) Oars (62015)
- Foot Pump (62147)
- Age 6+ (61108E/NE)

CONTENTS

- Boat
- 1 pair of oars
- Foot pump
- Repair patch



SPECIFICATIONS

	61108E/NE	61108
WEIGHT CAPACITY	210 LBS (95 KG)	264 LBS (120 KG)
CASE PACK	3 PCS	3 PCS
LB. (KG)	23.8 LBS (10.8 KG)	32.2 LBS (14.6 KG)
PACKAGING	FULL COLOR BOX	FULL COLOR BOX

Kondor SERIES



FEATURES

- Interlocking quick release valves (61099/61078/61100/61062/61102/61102E/61102NE)
- 3 air chamber construction (61099/61078/61100/61062/61102)
- 2 air chamber construction (61099E/61099NE/61078E/61078NE/61100E/61100NE/61062E/61062NE/61102E/61102NE)
- Made with durable PVC material
- Wraparound grab rope with built-in grommets (61099/61078/61100/61062/61102)
- Inflatable floor for extra comfort
- Heavy-duty handle (61099/61078/61100/61062/61102)
- Sturdy oarlocks
- Oar clasps (61100/61062/61102)
- One pair of 49 in. (124 cm) oars (62015)(61078/61078E/61078NE/61062/61062E/61062NE/61102/61102E/61102NE)
- Foot pump (62147) (61062/61062E/61062NE)
- Hand pump (62002) (61102/61102E/61102NE)
- Age 6+ (61099E/61099NE/61078E/61078NE/61100E/61100NE/61062E/61062NE/61102E/61102NE)

61102E



61102



SPECIFICATIONS

ITEM NUMBER	KONDOR 1000		KONDOR 1000 SET		KONDOR 2000		KONDOR 2000 SET		KONDOR 3000 SET	
	61099	61099E/NE	61078	61078E/NE	61100	61100E/NE	61062	61062E/NE	61102	61102E/NE
INFLATED SIZE	61 IN. X 37 IN. / 1.55 M X 93 CM	57 IN. X 33 IN. / 1.45 M X 84 CM	61 IN. X 37 IN. / 1.55 M X 93 CM	57 IN. X 33 IN. / 1.45 M X 84 CM	6 FT. 2 IN. X 39 IN. / 1.88 M X 98 CM	6 FT. X 36 IN. / 1.84 M X 91 CM	6 FT. 2 IN. X 39 IN. / 1.88 M X 98 CM	6 FT. X 36 IN. / 1.84 M X 91 CM	7 FT. 7 IN. X 45 IN. / 2.32 M X 1.15 M	6 FT. 11 IN. X 43 IN. / 2.11 M X 1.15 M
DEFLATED SIZE	65 IN. X 42 IN. / 1.65 M X 1.07 M	61 IN. X 38 IN. / 1.55 M X 97 CM	65 IN. X 42 IN. / 1.65 M X 1.07 M	61 IN. X 38 IN. / 1.55 M X 97 CM	6 FT. 5 IN. X 45 IN. / 1.97 M X 1.15 M	6 FT. 5 IN. X 45 IN. / 1.96 M X 1.14 M	6 FT. 5 IN. X 45 IN. / 1.97 M X 1.15 M	6 FT. 5 IN. X 45 IN. / 1.96 M X 1.14 M	7 FT. 11 IN. X 56 IN. / 2.42 M X 1.41 M	7 FT. 3 IN. X 56 IN. / 2.20 M X 1.41 M
RIDER CAPACITY	1	1	1	1	2	2	2	2	3	3
WEIGHT CAPACITY	178 LBS (80 KG)	120 LBS (55 KG)	178 LBS (80 KG)	120 LBS (55 KG)	264 LBS (120 KG)	210 LBS (95 KG)	264 LBS (120 KG)	210 LBS (95 KG)	418 LBS (190 KG)	410 LBS (186 KG)
OARS (62015)			•	•			•	•	•	•
PUMP (62147)							•	•		
PUMP (62002)									•	•
CASE PACK	6 PCS	6 PCS	3 PCS	6 PCS	6 PCS	6 PCS	3 PCS	3 PCS	3 PCS	3 PCS
LB. (KG)	30.7 LBS (13.9 KG)	16.4 LBS (7.4 KG)	23.7 LBS (10.8 KG)	33.6 LBS (15.3 KG)	44.3 LBS (20.1 KG)	30.5 LBS (13.8 KG)	32.1 LBS (14.6 KG)	23.7 LBS (10.8 KG)	45.9 LBS (20.8 KG)	31.6 LBS (14.4 KG)

61078 + 61099



61062 + 61100



61102



61078E/61078NE + 61099E/61099NE



61062E/61062NE + 61100E/61100NE



61102E/61102NE



Treck X1 RAFT

61064/E (X1)
61083 (X1 set)

INFLATED SIZE

7 FT. 6 IN. X 48 IN. / 2.28 M X 1.21 M

DEFLATED SIZE

7 FT. 8 IN. X 53 IN. / 2.34 M X 1.35 M

FEATURES

- 3 air chamber construction
- Made with durable PVC material
- Wraparound grab rope with built-in grommets
- Inflatable floor for extra comfort
- Heavy-duty handle
- Sturdy oarlocks
- Oar clasps
- Interlocking quick release valves
- One pair of 49 in. (124 cm) oars (62015) - GS certified (61083)
- Foot pump (62023) (61083)

CONTENTS

- Boat
- 1 pair of oars (61083)
- Foot pump (61083)
- Repair patch



SPECIFICATIONS

	61064/E	61083
WEIGHT CAPACITY	374 LBS (170 KG)	374 LBS (170 KG)
CASE PACK	3 PCS	2 PCS
LB. (KG)	36.5 LBS (16.5 KG) (61064) 36.2 LBS (16.4 KG) (61064E)	32.5 LBS (14.7 KG)
PACKAGING	FULL COLOR BOX	FULL COLOR BOX

Treck X2 Set RAFT

61068/E

INFLATED SIZE

8 FT. 4 IN. X 50 IN. / 2.55 M X 1.27 M

DEFLATED SIZE

8 FT. 7 IN. X 57 IN. / 2.62 M X 1.45 M

FEATURES

- 3 air chamber construction
- Made with durable PVC material
- Wraparound grab rope with built-in grommets
- Inflatable floor for extra comfort
- Inflatable seat cushions
- Heavy-duty handle
- Sturdy oarlocks
- Oar clasps
- One pair of 49 in. (124 cm) oars (62015)
- Foot pump (62023)
- Interlocking quick release valves

CONTENTS

- Boat
- 1 pair of oars
- Foot pump
- Repair patch



SPECIFICATIONS

	61068/E
WEIGHT CAPACITY	495 LBS (225 KG)
CASE PACK	2 PCS
LB. (KG)	44.7 LBS (20.3 KG) (61068) 42.9 LBS (19.4 KG) (61068E)
PACKAGING	FULL COLOR BOX

Treck X3 Set RAFT

61110/E

INFLATED SIZE

10 FT. 1 IN. X 50 IN. / 3.07 M X 1.26 M

DEFLATED SIZE

10 FT. 5 IN. X 60 IN. / 3.18 M X 1.52 M

FEATURES

- 3 air chamber construction
- Made with durable PVC material
- Wraparound grab rope with built-in grommets
- Inflatable floor for extra comfort
- Inflatable seat cushions
- Heavy-duty handle
- Sturdy oarlocks
- Oar clasps
- One pair of 49 in. (124 cm) oars (62015)
- Foot pump (62023)
- Interlocking quick release valves

CONTENTS

- Boat
- 1 pair of oars
- Foot pump
- Repair patch



SPECIFICATIONS

	61110E	61110
WEIGHT CAPACITY	594 LBS (270 KG)	594 LBS (270 KG)
CASE PACK	2 PCS	2 PCS
LB. (KG)	48.5 LBS (22.0 KG)	49.7 LBS (22.6 KG)
PACKAGING	FULL COLOR BOX	FULL COLOR BOX



Voyager 300 RAFT



- 1. Heavy-Duty Handle
- 2. Grab Rope
- 3. Fishing Rod Holders
- 4. Inflatable Floor
- 5. Oarlocks
- 6. Oar Clasps
- 7. Safety Air Chamber Construction
- 8. 57 in. (145 cm) Oars (62064)
- 9. Interlocking Quick Release Valves

65051/E

INFLATED SIZE
8 FT. X 40 IN. / 2.43 M X 1.02 M

DEFLATED SIZE
8 FT. 4 IN. X 46 IN. / 2.55 M X 1.17 M

FEATURES

- 3 air chamber construction
- Made with durable PVC material
- Wraparound grab rope with built-in grommets
- Inflatable floor for extra comfort
- Built-in fishing rod holders
- Carry handles
- Sturdy oarlocks
- Oar clasps
- One pair of 57 in. (145 cm) oars (62064)
- Interlocking quick release valves

CONTENTS

- Boat
- 1 pair of oars
- Repair patch



SPECIFICATIONS

	65051E	65051
WEIGHT CAPACITY	374 LBS (170 KG)	374 LBS (170 KG)
CASE PACK	2 PCS	2 PCS
LB. (KG)	34.3 LBS (15.6KG)	33.7 LBS (15.3 KG)
PACKAGING	FULL COLOR BOX	FULL COLOR BOX
CERTIFICATION	NMMA	GS

Voyager 500 RAFT

65001/E

INFLATED SIZE

11 FT. 5 IN. X 56 IN. / 3.48 M X 1.41 M

DEFLATED SIZE

11 FT. 10 IN. X 65 IN. / 3.61 M X 1.65 M

FEATURES

- 3 air chamber construction
- Made with durable PVC material
- Wraparound grab rope with built-in grommets
- Inflatable floor for extra comfort
- Inflatable seat cushions
- Built-in fishing rod holders
- Attached storage bag
- Carry handles
- Sturdy oarlocks
- Oar clasps
- One pair of 57 in. (145 cm) oars (62064)
- Interlocking quick release valves

CONTENTS

- Boat
- 1 pair of oars
- Repair patch

SPECIFICATIONS

	65001E	65001
WEIGHT CAPACITY	573 LBS (260 KG)	573 LBS (260 KG)
CASE PACK	1 PCS	1 PCS
LB. (KG)	33.3 LBS (15.1 KG)	34.1 LBS (15.5 KG)
PACKAGING	FULL COLOR BOX	FULL COLOR BOX
CERTIFICATION	NMMA	GS



- | | | |
|----------------------|-----------------------------|--------------------------------------|
| 1. Heavy-Duty Handle | 4. Inflatable Seat Cushions | 7. Oarlocks |
| 2. Grab Ropes | 5. Oar Clasps | 8. Fishing Rod Holders |
| 3. Rope Grommets | 6. Inflatable Floor | 9. Interlocking Quick Release Valves |

Sport BOATS

A lightweight and durable option for avid boaters, the Hydro-Force™ line of sport boats provides an easy and convenient way to get out on the water. From floating along to a fishing excursion, these boats are made of durable materials that will hold up season after season. This collection provides the storage and portability benefits of inflatable products, along with the durability and capability of hard-sided boats.



SPORT BOATS

Matrix

CASPIAN BOAT
65046/E

CASPIAN PRO BOAT
65047/E

MIROVIA PRO BOAT
65049/E


13 FT. (3.96 M)
12 FT. (3.66 M)
11 FT. (3.35 M)
10 FT. (3.05 M)
9 FT. (2.74 M)
8 FT. (2.44 M)
7 FT. (2.13 M)
6 FT. (1.83 M)
5 FT. (1.52 M)
4 FT. (1.22 M)
3 FT. (91 CM)
2 FT. (61 CM)
1 FT. (30 CM)



INFLATED LENGTH	7 FT. 6 IN. (2.30 M)	9 FT. 2 IN. (2.80 M)	10 FT. 10 IN. (3.30 M)
INFLATED WIDTH	51 IN. (1.30 M)	60 IN. (1.52 M)	64 IN. (1.62 M)
WEIGHT CAPACITY	568.8 LBS (258 KG)	1058.2 LBS (480 KG)	1411 LBS (640 KG)
INTERNAL VOLUME	107 GAL. (405 L)	204 GAL. (773 L)	267 GAL. (1011 L)
OARS	•	•	•
PASSENGERS	👤👤	(65047) 👤👤👤👤 (65047E) 👤👤👤	(65049) 👤👤👤👤👤 (65049E) 👤👤👤👤



Caspian SPORT BOAT



- 1. Extra Tough Strake Protects Against Impact and Friction
- 2. 3 Air Chamber Construction
- 3. Safety Grab Ropes
- 4. Inflatable Floor Made from Drop Stitch Material
- 5. Omni-Directional Oarlocks
- 6. Aluminum Oars
- 7. Integrated Drain Valve
- 8. Marine-Grade Plywood Transom
- 9. Molded Motor Mount (Motor Not Included)

65046/E

INFLATED SIZE
7 FT. 6 IN. X 51 IN. X 13 IN. / 2.30 M X 1.30 M X 33 CM

FEATURES

- 3 air chamber construction
- Made with Tritech™ - a 3-ply reinforced material
- Rigid boat floor made with drop stitch construction
- 3 HP motor mount with marine-grade plywood transom (motor not included)
- Omni-directional oarlocks
- Transom Material: plywood
- Durable strake protects against impact and friction
- Steel tow rings
- Safety grab ropes
- Easy setup. No tools required
- 33 ft. (10 m) tow rope
- Two 57 in. (145 cm) oars (P5L334)
- Air Hammer™ hand pump with digital manometer
- Quick inflation/deflation air valves
- Quick release drain valve

CONTENTS

- Boat
- 1 pair of oars
- Hand pump
- Repair kit

SPECIFICATIONS

	65046E	65046
WEIGHT CAPACITY	568.8 LBS (258 KG)	568.8 LBS (258 KG)
CASE PACK	1 PCS	1 PCS
LB. (KG)	56.3 LBS (25.5 KG)	56.2 LBS (25.5 KG)
PACKAGING	STURDY CARDBOARD BOX WITH PICTURES	STURDY CARDBOARD BOX WITH PICTURES
CERTIFICATION	NMMA	GS



Caspian Pro SPORT BOAT

65047/E

INFLATED SIZE

9 FT. 2 IN. X 60 IN. X 16.5 IN. / 2.80 M X 1.52 M X 42 CM

FEATURES


- 3 air chamber construction with keel
- Made with Tritech™ - a 3-ply reinforced material
- Rigid boat floor made with drop stitch construction
- 10 HP motor mount with marine-grade plywood transom (motor not included)
- Omni-directional oarlocks
- Transom Material: plywood
- Durable strake protects against impact and friction
- Steel tow rings
- Safety grab ropes
- Carry handles
- Easy setup. No tools required
- 33 ft. (10 m) tow rope
- Two 64 in. (162 cm) aluminum oars (P5H666)
- Air Hammer™ hand pump with built-in pressure gauge
- Carry bag
- Quick inflation/deflation air valves
- Quick release drain valve

CONTENTS

- Boat
- 1 pair of oars
- Hand pump
- Carry bag
- Repair kit

SPECIFICATIONS

	65047E	65047
WEIGHT CAPACITY	1058.2 LBS (480 KG)	1058.2 LBS (480 KG)
CASE PACK	1 PCS	1 PCS
LB. (KG)	94.4 LBS (42.8 KG)	94.3 LBS (42.8 KG)
PACKAGING	STURDY CARDBOARD BOX WITH PICTURES	STURDY CARDBOARD BOX WITH PICTURES
CERTIFICATION	NMMA	GS



- 1. Extra Tough Strake Protects against Impact and Friction
- 2. 3 Air Chamber Construction
- 3. Safety Grab Ropes
- 4. Inflatable Floor Made from Drop Stitch Material
- 5. Omni-Directional Oarlocks
- 6. Aluminum Oars
- 7. Integrated Drain Valve
- 8. Carry Handles
- 9. Marine-Grade Plywood Transom
- 10. Molded Motor Mount (Motor not Included)





Minovia Pro SPORT BOAT



- 1. Extra Tough Strake Protects Against Impact and Friction
- 2. 3 Air Chamber Construction
- 3. Safety Grab Ropes
- 4. Inflatable Floor Made from Drop Stitch Material
- 5. Aluminum Oars
- 6. Omni-Directional Oarlocks
- 7. Integrated Drain Valve
- 8. Carry Handles
- 9. Marine-Grade Plywood Transom
- 10. Molded Motor Mount (Motor Not Included)

65049/E

INFLATED SIZE
10 FT.10 IN. X 64 IN. X 17 IN. / 3.30 M X 1.62 M X 44 CM

FEATURES

- 3 air chamber construction with keel
- Made with Tritech™ - a 3-ply reinforced material
- Rigid boat floor made with drop stitch construction
- 15 HP motor mount with marine-grade plywood transom (motor not included)
- Omni-directional oarlocks
- Transom Material: plywood
- Durable strake protects against impact and friction
- Steel tow rings
- Safety grab ropes
- Carry handles
- Easy setup. No tools required
- 33 ft. (10 m) tow rope
- Two 64 in. (162 cm) aluminum oars (P5H666)
- Air Hammer™ hand pump with built-in pressure gauge
- Fixed buckle for oil box
- Carry bag
- Quick inflation/deflation air valves
- Quick release drain valve

CONTENTS

- Boat
- 1 pair of oars
- Hand pump
- Carry bag
- Repair kit

SPECIFICATIONS

	65049E	65049
WEIGHT CAPACITY	1411 LBS (640 KG)	1411 LBS (640 KG)
CASE PACK	1 PCS	1 PCS
LB. (KG)	110.4 LBS (50.1 KG)	112.0 LBS (50.8 KG)
PACKAGING	STURDY CARDBOARD BOX WITH PICTURES	STURDY CARDBOARD BOX WITH PICTURES
CERTIFICATION	NMMA	GS





Accessories

Perfect for rafts, kayaks and boats, Hydro-Force™ accessories make navigating the open water a breeze. Built from durable materials and featuring a variety of features, these accessories are essential for each exploration down the river, around the lake or out on the ocean.

Boat COMPATIBILITY

	65115/E	65131/E	65077/E	65132/E	65118/E	65052/E	65097/E	65146/E	61108/E/NE	61099/E/NE 61078/E/NE	61100/E/NE 61062/E/NE
PRODUCT	COVE CHAMPION	COVE CHAMPION X2	LITE-RAPID X2	RAPID X3	VENTURA	VENTURA X2	KORACLE	WAYFARER™ PACKRAFT	BATTLE BOMBER	KONDOR 1000 KONDOR 1000 SET	KONDOR 2000 KONDOR 2000 SET
62015/E									•	• (61078/E/NE)	• (61062/E/NE)
62064/E	•		•		•	•	•				
62174/E		•		•							
	61102/E/NE	61064/E	61083	61068/E	61110/E	65051/E	65001/E	65046/E	65047/E	65049/E	
PRODUCT	KONDOR 3000 SET	TRECK X1	TRECK X1 SET	TRECK X2 SET	TRECK X3 SET	VOYAGER 300	VOYAGER 500	CASPIAN	CASPIAN PRO	MIROVIA PRO	
62015/E	•		•	•	•						
62064/E						•	•				
MAXIMUM POWER								3.0 HP (2.25 KW)	10.0 HP (7.5 KW)	15.0 HP (11.2 KW)	



ALUMINUM KAYAK PADDLES

62174/E

LENGTH: 91 IN. / 230 CM



FEATURES

- 91 in. (230 cm) aluminum paddle
- 3 locking positions allow for right or left handed feathering adjustment
- 5 pieces for easy storage and transportation
- Asymmetric blade design
- Comfortable grip handle made of shrinkable polyolefin

SPECIFICATIONS

CASE PACK	6 PRS
LB. (KG)	13.7 LBS (6.2 KG)
PACKAGING	POLYBAG WITH HEADER CARD



OARS

62015/E

LENGTH: 49 IN. / 124 CM



FEATURES

- Three-section structure
- Easy to assemble and disassemble
- Ribbed blade
- Light and strong plastic material

SPECIFICATIONS

CASE PACK	12 PRS
LB. (KG)	29.5 LBS (13.4 KG)
PACKAGING	POLYBAG WITH HEADER CARD



ALUMINUM SECTIONAL OARS

62064/E

LENGTH: 57 IN. / 145 CM



Optional Assembly



FEATURES

- Multi-functional:
- Use as two, 57 in. (145 cm) oars
- Combine and use as a single, 86 in. (218 cm) twin blade paddle
- Aluminum pole sectionals
- Sturdy twist-locking section connectors and blades

SPECIFICATIONS

CASE PACK	6 PRS
LB. (KG)	18.1 LBS (8.2 KG)
PACKAGING	POLYBAG WITH HEADER CARD



Air Step™ PUMPS

62147/E

FEATURES

- 5 in. / 13 cm
- Stroke volume: 0.3 L/cycle
- Easily switches from inflation to deflation
- Flexible hose
- Two-color design
- Inflates and deflates
- Large air chamber for rapid inflation
- 3 valve adaptors to fit nearly every inflation valve
- Designed to provide maximum airflow
- Polybag with header card

SPECIFICATIONS

LANGUAGE	INTL/US
CASE PACK	36 PCS
LB. (KG)	12.3 LBS (5.6 KG)



62023

FEATURES

- 9 in. x 6 in. / 23 cm x 15 cm
- Stroke volume: 0.8 L/cycle
- Easily switches from inflation to deflation
- Flexible hose
- 3 valve adaptors to fit nearly every inflation valve
- Designed to provide maximum airflow
- Shrink wrapped with insert card

SPECIFICATIONS

LANGUAGE	INTL
CASE PACK	12 PCS
LB. (KG)	10.5 LBS (4.8 KG)



62004

FEATURES

- 11 in. x 7.5 in. / 28 cm x 19 cm
- Stroke volume: 1.4 L/cycle
- Easily switches from inflation to deflation
- Flexible hose
- 3 valve adaptors to fit nearly every inflation valve
- Designed to provide maximum airflow
- Shrink wrapped with insert card

SPECIFICATIONS

LANGUAGE	INTL
CASE PACK	12 PCS
LB. (KG)	15.1 LBS (6.9 KG)



62005/E

FEATURES

- 11 in. x 8.5 in. / 28 cm x 22 cm
- Stroke volume: 1.6 L/cycle
- Easily switches from inflation to deflation
- Flexible hose
- 3 valve adaptors to fit nearly every inflation valve
- Designed to provide maximum airflow
- Shrink wrapped with insert card

SPECIFICATIONS

LANGUAGE	INTL/US
CASE PACK	12 PCS
LB. (KG)	19.9 LBS (9.0 KG)



62002/E

FEATURES

- 12 in. / 30 cm
- Stroke volume: 0.85 L/cycle
- Large air chamber for rapid inflation
- Quickly inflates with the up and down stroke
- Flexible hose
- 3 valve adaptors to fit nearly every inflation valve
- Designed to provide maximum airflow
- Full color box

SPECIFICATIONS

LANGUAGE	INTL/US
CASE PACK	12 PCS
LB. (KG)	10.3 LBS (4.7 KG)



62086/E

FEATURES

- 14.5 in. / 37 cm
- Stroke volume: 2.8 L/cycle
- Quickly inflates or deflates with the up and down stroke
- Easily switches from inflation to deflation
- Flexible hose
- 3 valve adaptors to fit nearly every inflation valve
- Heavy-duty construction
- Full color box

SPECIFICATIONS

LANGUAGE	INTL/US
CASE PACK	6 PCS
LB. (KG)	11.1 LBS (5.0 KG)

Air Hammer™ PUMPS

62003/E

FEATURES

- 14 in. / 36 cm
- Stroke volume: 1.85 L/cycle
- Large air chamber for rapid inflation
- Quickly inflates with the up and down stroke
- Flexible hose
- 3 valve adaptors to fit nearly every inflation valve
- Designed to provide maximum airflow
- Full color box

SPECIFICATIONS

LANGUAGE	INTL/US
CASE PACK	12 PCS
LB. (KG)	13.9 LBS (6.3 KG)



62030/E

FEATURES

- 19 in. / 48 cm
- Stroke volume: 3.5 L/cycle
- Quickly inflates or deflates with the up and down stroke
- Easily switches from inflation to deflation
- Flexible hose
- 3 valve adaptors to fit nearly every inflation valve
- Heavy-duty construction
- Full color box

SPECIFICATIONS

LANGUAGE	INTL/US
CASE PACK	4 PCS
LB. (KG)	9.5 LBS (4.3 KG)



Electric PUMPS

AC PUMPS

feature plugs that can be plugged directly into a household outlet.

DC PUMPS

feature plugs that can be plugged into a car outlet.

ITEM	VOLTAGE	REQUIRED BATTERIES	RECHARGEABLE	MAX AIR FLOW	MAX AIR PRESSURE	INFLATES & DEFLATES	3 VALVE ADAPTORS	CERTIFICATION
62139	220-240 AC			680 L/MIN	390 MMH2O	•	•	CE / EAC / GS CM / UKCA
62140	110-120 AC			680 L/MIN	390 MMH2O	•	•	CETLUS
62140E	110-120 AC			680 L/MIN	390 MMH2O	•	•	CETLUS
62141		4 X LR20/D		430 L/MIN	270 MMH2O	•	•	CE / EAC / GS
62141E		4 X LR20/D		430 L/MIN	270 MMH2O	•	•	
62142	220-240 AC 12V DC			490 L/MIN	335 MMH2O	•	•	CE / E-MARK GS / EAC
62143	110-120 AC 12V DC			490 L/MIN	335 MMH2O	•	•	CETLUS
62143E	110-120 AC 12V DC			490 L/MIN	335 MMH2O	•	•	CETLUS
62144	12V DC			680 L/MIN	355 MMH2O	•	•	CE / E-MARK GS / EAC
62144E	12V DC			680 L/MIN	355 MMH2O	•	•	CETLUS
62145	220-240 AC			1100 L/MIN	680 MMH2O	•	•	CE / EAC / GS
62146	110-120 AC			1100 L/MIN	680 MMH2O	•	•	CETLUS
62146E	110-120 AC			1100 L/MIN	680 MMH2O	•	•	CETLUS
62154		4 X 1500 MA (INTEGRATED)		565 L/MIN	370 MMH2O	•	•	CTUVUS
62154E		4 X 1500 MA (INTEGRATED)		565 L/MIN	370 MMH2O	•	•	CTUVUS
62155		4 X 1500 MA (INTEGRATED)		565 L/MIN	370 MMH2O	•	•	CE / EAC / GS
62164	12V DC			680 L/MIN	770 MMH2O	•	•	CE / EAC / GS E-MARK
62164E	12V DC			680 L/MIN	770 MMH2O	•	•	ETLUS



AC AIR PUMP

62139 - 62140/E

FEATURES

- 110-120V~60Hz, 0.95A (62140/E)
- 220-240V~, 110W (62139)
- Max air flow: 680 L/min
- Max pressure: 390 mmH2O
- Two-color design
- Quickly inflates and deflates almost all inflatable products
- Large air chamber for rapid inflation
- 3 valve adaptors
- Designed to provide maximum airflow
- Full color box

SPECIFICATIONS

	62139	62140/E
LANGUAGE	INTL	NA/US
CASE PACK	12 PCS	12 PCS
LB. (KG)	12.8 LBS (5.8 KG)	12.5 LBS (5.7 KG)



DC AIR PUMP

62144/E

FEATURES

- DC12V 96W (62144)
- DC12V 8A (62144E)
- Max air flow: 680 L/min
- Max pressure: 355 mmH2O
- Two-color design
- Quickly inflates and deflates almost all inflatable products
- Large air chamber for rapid inflation
- 3 valve adaptors
- Designed to provide maximum airflow
- Plugs into 12V car outlet
- Full color box

SPECIFICATIONS

	62144/E
LANGUAGE	INTL/US
CASE PACK	12 PCS
LB. (KG)	15.9 LBS (7.2 KG)



12V AC/DC PUMP

62142 - 62143/E

FEATURES

- DC 12V 2A (62143/E)
- DC 12V 30W (62142)
- Max air flow: 490 L/min
- Max pressure: 335 mmH2O
- Two-color design
- Quickly inflates and deflates almost all inflatable products
- Powered by 110V home power outlet or 12V car outlet (62143/E)
- Powered by 220V home power outlet or 12V car outlet (62142)
- Large air chamber for rapid inflation
- 3 valve adaptors
- Designed to provide maximum airflow
- Full color box

SPECIFICATIONS

	62142	62143/E
LANGUAGE	INTL	NA/US
CASE PACK	12 PCS	12 PCS
LB. (KG)	13.8 LBS (6.3 KG)	14.5 LBS (6.6 KG)

D CELL PUMP

62141/E



FEATURES

- DC 6.0V 40W
- Max air flow: 430 L/min
- Max pressure: 270 mmH2O
- Two-color design
- Quickly inflates and deflates almost all inflatable products
- Large air chamber for rapid inflation
- 3 valve adaptors
- Designed to provide maximum airflow
- Uses 4x LR20/D Cell size batteries (not included)
- Full color box

SPECIFICATIONS

	62141	62141E
LANGUAGE	INTL	US
CASE PACK	12 PCS	12 PCS
LB. (KG)	9.7 LBS (4.4 KG)	8.8 LBS (4.0 KG)

POWERGRIP™ DC PUMP

62164/E



FEATURES

- DC 12V 6.25A (62164E)
- DC 12V 75W (62164)
- Max air flow: 680 L/min
- Max pressure: 770 mmH2O
- Two-color design
- Quickly inflates and deflates almost all inflatable products
- Large air chamber for rapid inflation
- 3 valve adaptors
- Designed to provide maximum airflow
- Full color box

SPECIFICATIONS

LANGUAGE	INTL/US
CASE PACK	12 PCS
LB. (KG)	19.4 LBS (8.8 KG)

4.8V RECHARGEABLE PUMP

62155 - 62154/E



FEATURES

- Two-color design
- Max air flow: 565 L/min
- Max pressure: 370 mmH2O
- Recharges using a USB cord
- Suitable for most air mattresses, pool floats, swim rings, beach balls and other inflatable toys
- Portable & easy to use: weighs only 413 g (62154/E)
- Portable & easy to use: weighs only 334 g (62155)
- 3 valve adaptors
- Quickly inflates and deflates almost all inflatable products
- 4.8V
- Includes 4 x 1500mA built-in rechargeable batteries
- Full color box

SPECIFICATIONS

	62155	62154/E
LANGUAGE	INTL	NA/US
CASE PACK	12 PCS	12 PCS
LB. (KG)	11.8 LBS (5.4 KG)	13.2 LBS (6.0 KG)

POWERGRIP™ AC PUMP

62145 - 62146/E



FEATURES

- 110-120V-60Hz, 2A (62146/E)
- 220-240V-50Hz, 210W (62145)
- Max air flow: 1100 L/min
- Max pressure: 680 mmH2O
- Two-color design
- Quickly inflates and deflates almost all inflatable products
- Large air chamber for rapid inflation
- 3 valve adaptors
- Designed to provide maximum airflow
- Full color box

SPECIFICATIONS

	62145	62146/E
LANGUAGE	INTL	NA/US
CASE PACK	12 PCS	12 PCS
LB. (KG)	20.8 LBS (9.4 KG)	21.6 LBS (9.8 KG)





Index

FLOATS

43105/E	pg. 22-23
43111/E	pg. 17
43113/E	pg. 12
43116/E	pg. 12
43191/E	pg. 13
43398/E	pg. 13
43407/E	pg. 20-21
43522/E	pg. 18
43533/E	pg. 14
43534/E	pg. 14
43536/E	pg. 19
43540/E	pg. 15
43542/E	pg. 16
62195/E	pg. 13

BOARDS

65308/E	pg. 40-41
65310/E	pg. 50-51
65315/NA	pg. 54-55
65342/E	pg. 34-35
65343/E	pg. 52-53
65346	pg. 38-39
65347	pg. 46-47
65348/E	pg. 42-43
65349/E	pg. 32-33
65350/E	pg. 36-37
65363/E	pg. 48-49

BOATS

Rafts

61062/E/NE	pg. 82-83
61064/E	pg. 84
61068/E	pg. 84
61078/E/NE	pg. 82-83
61083	pg. 84
61099/E/NE	pg. 82-83
61100/E/NE	pg. 82-83
61102/E/NE	pg. 82-83
61108/E/NE	pg. 80-81
61110/E	pg. 85
65001/E	pg. 88-89
65051/E	pg. 86-87
65146/E	pg. 78-79

Kayaks & Fishing Boats

65052/E	pg. 70-71
65077/E	pg. 66
65097/E	pg. 72-73
65115/E	pg. 64
65118/E	pg. 68-69
65131/E	pg. 65
65132/E	pg. 67

Sport Boats

65046/E	pg. 94-95
65047/E	pg. 96-97
65049/E	pg. 98-99

ACCESSORIES

62002/E	pg. 105
62003/E	pg. 105
62004	pg. 104
62005/E	pg. 104
62015/E	pg. 103
62023	pg. 104
62030/E	pg. 105
62064/E	pg. 103
62086/E	pg. 105
62139	pg. 107
62140/E	pg. 107
62141/E	pg. 108
62142	pg. 107
62143/E	pg. 107
62144/E	pg. 107
62145	pg. 108
62146/E	pg. 108
62147/E	pg. 104
62154/E	pg. 108
62155	pg. 108
62164/E	pg. 108
62174/E	pg. 103